



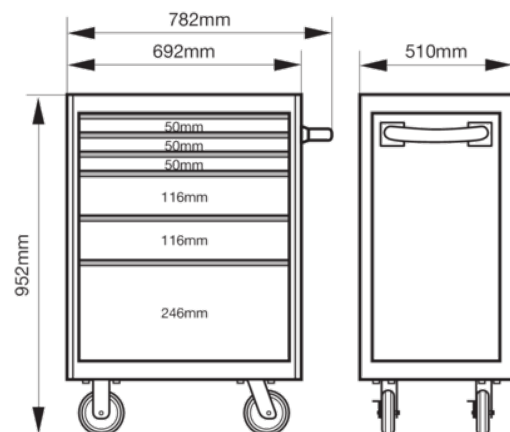
1472K6

26" E72 Storage HUB Tool Trolleys with 6 Drawers



PRODUCT DETAILS










- 6 drawers heavy-duty tool trolley is based on a solid steel dual-walled case construction
- Fully opening drawers equipped with ball-bearing sliders that glide very smoothly and have a capacity up to 30 kg
- Rubber wheels ensure maximum stability, making the trolley easy to manoeuvre, even on irregular surfaces
- Perforated side panels allow end-user add different Xpand accessories
- Strong and secure round locking system protects the tool trolley against theft
- Scratchproof powder coating outside and inside assures a high protection against rust
- Shock protecting corner bumpers minimise the chance of injuries and damage to surrounding objects
- Dual-walled case ensures that the drawers always open after a collision damages the outside wall
- A wide range of Fit&Go ready-to-use foam inlays with tools is available



Follow the Fish!



PRODUCT ATTRIBUTES

Product										RAL
1472K6	952 x 510 x 782 mm	600 kg	6	445 mm	543 mm	30 kg	125 mm	30 mm	68 kg	2009
1472K6BLACK	952 x 510 x 782 mm	600 kg	6	445 mm	543 mm	30 kg	125 mm	30 mm	68 kg	9005
1472K6GREY	952 x 510 x 782 mm	600 kg	6	445 mm	543 mm	30 kg	125 mm	30 mm	68 kg	9022
1472K6WHITE	952 x 510 x 782 mm	600 kg	6	445 mm	543 mm	30 kg	125 mm	30 mm	68 kg	9003
1472K6RED	952 x 510 x 782 mm	600 kg	6	445 mm	543 mm	30 kg	125 mm	30 mm	68 kg	3001
1472K6BLUE	952 x 510 x 782 mm	600 kg	6	445 mm	543 mm	30 kg	125 mm	30 mm	68 kg	5002

